

































Elm Cable Floor Bath Filler Mixer - 90 Degree
A41.073.1.01 - Chrome

- Brass Construction
- 35mm Cartridge
- Swivel outlet
- Pushfit Installation
- Custom fitting see installation instructions
- Cable style pin lever handle
- Designed & Handcrafted in Australia

Finish Options

 Chrome .01	 Matt Black .34	 Matt Nickel .57
 Brushed Chrome .02	 Brass Gold .38	 Vintage Brass .67
 Gold .11	 Antique Bronze .39	 Autumn Bronze .68
 Brushed Gold .12	 Rumbled Brass .40	 Blossom Whisper .71
 Brushed Brass Gold .19	 Brushed Brass .41	
 Brushed Rose Gold .21	 Brushed Copper .42	
 Gunmetal .23	 Brass .43	
 Brushed Gunmetal .24	 Antique Copper .44	
 Brushed Nickel .25	 Native Brass .45	
 Black Sapphire .26	 Luminick .47	
 Satin Pearl .27	 Copper .48	
 White .28	 Burnished .52	
 Midnight Black .32	 Volcanic Grey .54	
 Matt White .33	 Matt Gold .56	

For additional finishes or bespoke options, visit [our website](#) or [contact us](#).