

































Elm Lane Hob Basin Tower Mixer
A42.012.1.01 - Chrome

- 5 Stars 6LPM
- Brass construction
- 35mm ceramic disc cartridge
- Curved outlet design with lane design pin lever and aerator
- Designed & Handcrafted in Australia

Finish Options

 Chrome .01	 Matt Black .34	 Matt Nickel .57
 Brushed Chrome .02	 Brass Gold .38	 Vintage Brass .67
 Gold .11	 Antique Bronze .39	 Autumn Bronze .68
 Brushed Gold .12	 Rumbled Brass .40	 Blossom Whisper .71
 Brushed Brass Gold .19	 Brushed Brass .41	
 Brushed Rose Gold .21	 Brushed Copper .42	
 Gunmetal .23	 Brass .43	
 Brushed Gunmetal .24	 Antique Copper .44	
 Brushed Nickel .25	 Native Brass .45	
 Black Sapphire .26	 Luminick .47	
 Satin Pearl .27	 Copper .48	
 White .28	 Burnished .52	
 Midnight Black .32	 Volcanic Grey .54	
 Matt White .33	 Matt Gold .56	