
































Elm Lane Wall Bath Mixer Set 200mm No Back Plate
Part No. 41.4.01 - Chrome

- Brass construction
- 35mm ceramic disc cartridge
- Brass back plate
- 160mm, 200mm, outlet sizes available
- Groove style pin lever detail
- Rough in kit available for wall mixer only
- Breech to 1/2inch connection not supplied
- Designed & Handcrafted in Australia

Finish Options

 Chrome .01	 Matt Black .34	 Matt Nickel .57
 Brushed Chrome .02	 Brass Gold .38	 Vintage Brass .67
 Gold .11	 Antique Bronze .39	 Autumn Bronze .68
 Brushed Gold .12	 Rumbled Brass .40	
 Brushed Brass Gold .19	 Brushed Brass .41	
 Brushed Rose Gold .21	 Brushed Copper .42	
 Gunmetal .23	 Brass .43	
 Brushed Gunmetal .24	 Antique Copper .44	
 Brushed Nickel .25	 Native Brass .45	
 Black Sapphire .26	 Luminick .47	
 Satin Pearl .27	 Copper .48	
 White .28	 Burnished .52	
 Midnight Black .32	 Volcanic Grey .54	
 Matt White .33	 Matt Gold .56	

For additional finishes or bespoke options, visit [our website](#) or [contact us](#).