






























Portsea Top Assemblies Wall Pair Ceramic Disc
B29.082.2.01 - Chrome

- Solid brass construction
- 1/2 Turn Ceramic Disc optional
- Designed & Handcrafted in Australia

Finish Options

	Chrome	.01		Antique Bronze	.39		Autumn Bronze	.68
	Brushed Chrome	.02		Rumbled Brass	.40			
	Gold	.11		Brushed Brass	.41			
	Brushed Gold	.12		Brushed Copper	.42			
	Brushed Brass Gold	.19		Brass	.43			
	Brushed Rose Gold	.21		Antique Copper	.44			
	Gunmetal	.23		Native Brass	.45			
	Brushed Gunmetal	.24		Luminick	.47			
	Brushed Nickel	.25		Copper	.48			
	Black Sapphire	.26		Burnished	.52			
	Satin Pearl	.27		Volcanic Grey	.54			
	Midnight Black	.32		Matt Gold	.56			
	Matt Black	.34		Matt Nickel	.57			
	Brass Gold	.38		Vintage Brass	.67			