





























Portsea Top Assemblies Wall Pair Lever Ceramic Disc

B29.082.3.01 - Chrome

- Solid brass construction
- 1/2 Turn Ceramic Disc optional
- Designed & Handcrafted in Australia

Finish Options

| | | | | | |
|--|-----|--|-----|---|-----|
|  Chrome | .01 |  Antique Bronze | .39 |  Autumn Bronze | .68 |
|  Brushed Chrome | .02 |  Rumbled Brass | .40 | | |
|  Gold | .11 |  Brushed Brass | .41 | | |
|  Brushed Gold | .12 |  Brushed Copper | .42 | | |
|  Brushed Brass Gold | .19 |  Brass | .43 | | |
|  Brushed Rose Gold | .21 |  Antique Copper | .44 | | |
|  Gunmetal | .23 |  Native Brass | .45 | | |
|  Brushed Gunmetal | .24 |  Luminick | .47 | | |
|  Brushed Nickel | .25 |  Copper | .48 | | |
|  Black Sapphire | .26 |  Burnished | .52 | | |
|  Satin Pearl | .27 |  Volcanic Grey | .54 | | |
|  Midnight Black | .32 |  Matt Gold | .56 | | |
|  Matt Black | .34 |  Matt Nickel | .57 | | |
|  Brass Gold | .38 |  Vintage Brass | .67 | | |