






























Portsea Washing Machine Stops Wall Pair  
B29.091.1.01 - Chrome

- Solid brass construction
- 1/2 Turn Ceramic Disc optional
- 20mm male thread for washing machine connection
- Designed & Handcrafted in Australia

### Finish Options

 Chrome	.01	 Antique Bronze	.39	 Autumn Bronze	.68
 Brushed Chrome	.02	 Rumbled Brass	.40		
 Gold	.11	 Brushed Brass	.41		
 Brushed Gold	.12	 Brushed Copper	.42		
 Brushed Brass Gold	.19	 Brass	.43		
 Brushed Rose Gold	.21	 Antique Copper	.44		
 Gunmetal	.23	 Native Brass	.45		
 Brushed Gunmetal	.24	 Luminick	.47		
 Brushed Nickel	.25	 Copper	.48		
 Black Sapphire	.26	 Burnished	.52		
 Satin Pearl	.27	 Volcanic Grey	.54		
 Midnight Black	.32	 Matt Gold	.56		
 Matt Black	.34	 Matt Nickel	.57		
 Brass Gold	.38	 Vintage Brass	.67		