




































Tudor Wall Bath Set 160mm Outlet Lever Ceramic Disc
 B31.021.3.01 - Chrome

- Solid brass construction
- Fixed outlet
- 1/2 Turn Ceramic Disc with lever handles
- Designed & Handcrafted in Australia

Finish Options

| | | |
|--|--|---|
|  Chrome .01 |  Gold/Victorian Green .17 |  Native Brass .45 |
|  Brushed Chrome .02 |  Brushed Brass Gold .19 |  Luminick .47 |
|  Chrome/White .03 |  Brushed Rose Gold .21 |  Burnished .52 |
|  Chrome/Ivory .04 |  Gunmetal .23 |  Volcanic Grey .54 |
|  Chrome/Apricot .05 |  Brushed Gunmetal .24 |  Matt Gold .56 |
|  Chrome/Sienna Red .06 |  Brushed Nickel .25 |  Matt Nickel .57 |
|  Chrome/Victorian Green .07 |  Black Sapphire .26 |  Vintage Brass .67 |
|  Chrome/Gold .10 |  Satin Pearl .27 | |
|  Gold .11 |  Midnight Black .32 | |
|  Brushed Gold .12 |  Matt Black .34 | |
|  Gold/White .13 |  Brass Gold .38 | |
|  Gold/Ivory .14 |  Rumbled Brass .40 | |
|  Gold/Apricot .15 |  Brushed Brass .41 | |
|  Gold/Sienna Red .16 |  Brass .43 | |