




































Tudor Shower Set Adjustable Arm Ceramic Disc
B31.031.2.01 - Chrome

- 3 Stars 7.5LPM
- Solid brass construction
- Height adjustable shower arm & ball joint shower rose
- 1/2 Turn Ceramic Disc optional
- Designed & Handcrafted in Australia

Finish Options

 Chrome .01	 Gold/Victorian Green .17	 Native Brass .45
 Brushed Chrome .02	 Brushed Brass Gold .19	 Luminick .47
 Chrome/White .03	 Brushed Rose Gold .21	 Burnished .52
 Chrome/Ivory .04	 Gunmetal .23	 Volcanic Grey .54
 Chrome/Apricot .05	 Brushed Gunmetal .24	 Matt Gold .56
 Chrome/Sienna Red .06	 Brushed Nickel .25	 Matt Nickel .57
 Chrome/Victorian Green .07	 Black Sapphire .26	 Vintage Brass .67
 Chrome/Gold .10	 Satin Pearl .27	
 Gold .11	 Midnight Black .32	
 Brushed Gold .12	 Matt Black .34	
 Gold/White .13	 Brass Gold .38	
 Gold/Ivory .14	 Rumbled Brass .40	
 Gold/Apricot .15	 Brushed Brass .41	
 Gold/Sienna Red .16	 Brass .43	