
































Q Top Assemblies Wall Pair  
B36.082.1.01 - Chrome

- 1/2 Turn Ceramic Disc
- Designed & Handcrafted in Australia

### Finish Options

 Chrome .01	 Matt Black .34	 Matt Nickel .57
 Brushed Chrome .02	 Brass Gold .38	 Vintage Brass .67
 Gold .11	 Antique Bronze .39	 Autumn Bronze .68
 Brushed Gold .12	 Rumbled Brass .40	
 Brushed Brass Gold .19	 Brushed Brass .41	
 Brushed Rose Gold .21	 Brushed Copper .42	
 Gunmetal .23	 Brass .43	
 Brushed Gunmetal .24	 Antique Copper .44	
 Brushed Nickel .25	 Native Brass .45	
 Black Sapphire .26	 Luminick .47	
 Satin Pearl .27	 Copper .48	
 White .28	 Burnished .52	
 Midnight Black .32	 Volcanic Grey .54	
 Matt White .33	 Matt Gold .56	