






























ARI Spa Hob Swivel Outlet
D43.042.1.01 - Chrome

- Brass construction
- Swivel outlet
- G1/2" Female Thread
- Designed & Handcrafted in Australia

Finish Options

 Chrome	.01	 Antique Bronze	.39	 Blu Sage	.69
 Brushed Chrome	.02	 Rumbled Brass	.40		
 Gold	.11	 Brushed Brass	.41		
 Brushed Gold	.12	 Brushed Copper	.42		
 Brushed Brass Gold	.19	 Antique Copper	.44		
 Brushed Rose Gold	.21	 Native Brass	.45		
 Gunmetal	.23	 Luminick	.47		
 Brushed Gunmetal	.24	 Copper	.48		
 Brushed Nickel	.25	 Burnished	.52		
 Black Sapphire	.26	 Volcanic Grey	.54		
 Satin Pearl	.27	 Matt Gold	.56		
 Midnight Black	.32	 Matt Nickel	.57		
 Matt Black	.34	 Vintage Brass	.67		
 Brass Gold	.38	 Autumn Bronze	.68		